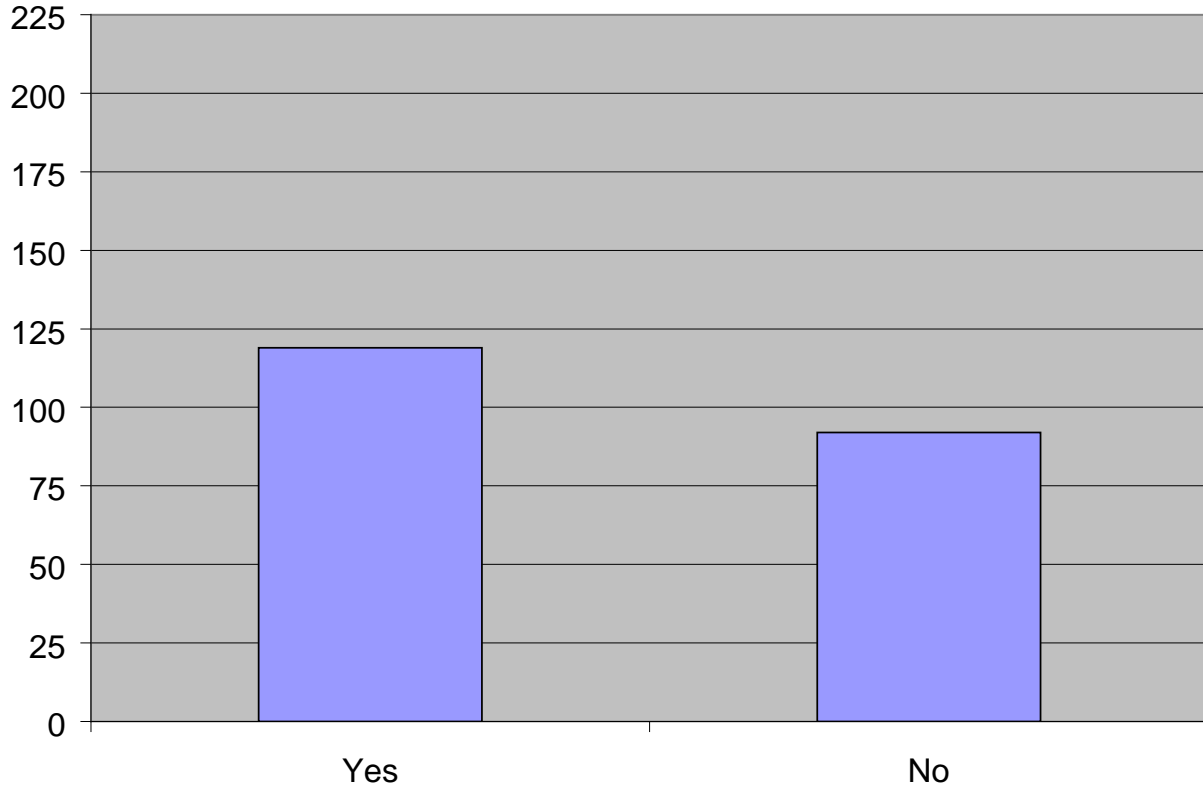


46. Is a "general technology fee" levied on all (on-campus and off-campus) students on your campus?

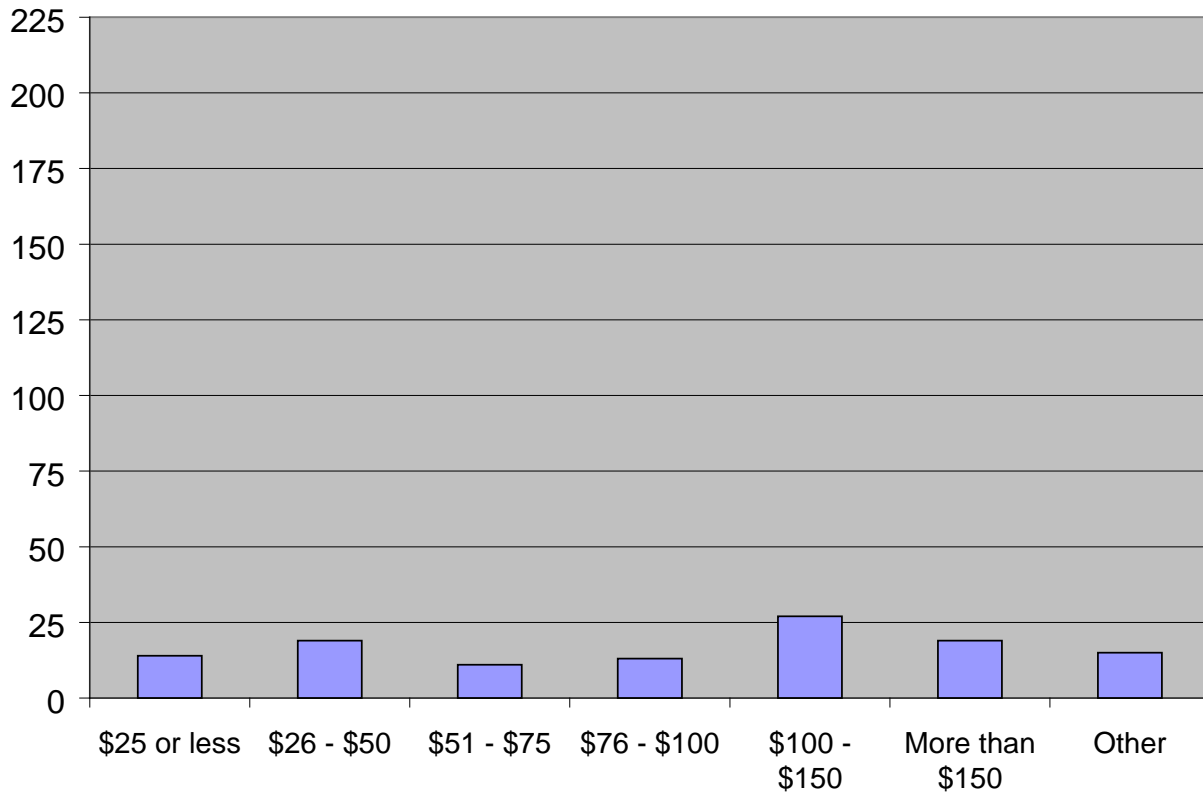
- Yes
- No
- Not sure



	Frequency	Percent
Yes	119	53%
No	92	41%
Not Sure	13	6%

47. What is the average general technology fee for each student?

- \$25 or less
- \$26 - \$50
- \$51 - \$75
- \$76 - \$100
- \$100 - \$150
- more than \$150
- Other (please specify)

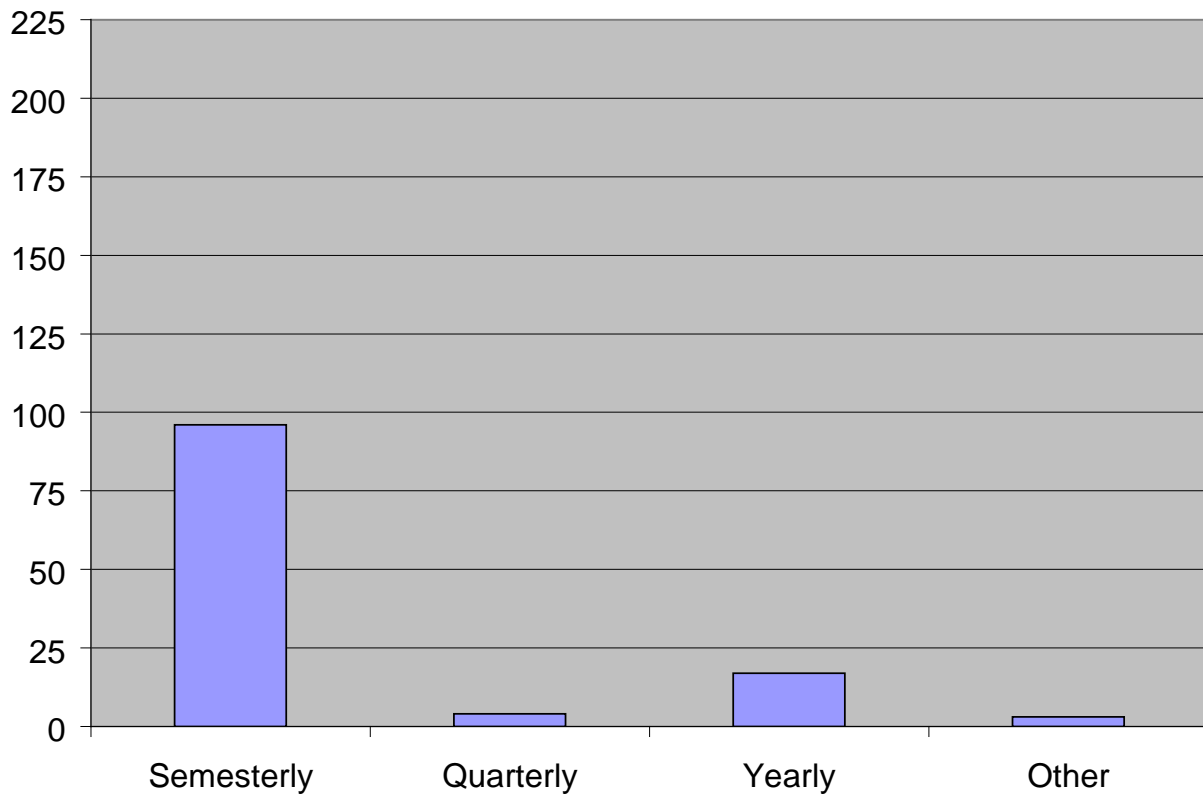


	Frequency	Percent
\$25 or less	14	12%
\$26 - \$50	19	16%
\$51 - \$75	11	9%
\$76 - \$100	13	11%
\$100 - \$150	27	23%
More than \$150	19	16%
Other	15	13%
No answer	1	< 1%

105 respondents did not answer question 47 as they indicated in a previous question (46) that they do not charge students a general technology fee.

48. Is this fee charged each semester, quarter, or year?

- Semester
- Quarter
- Year
- Other (please specify)

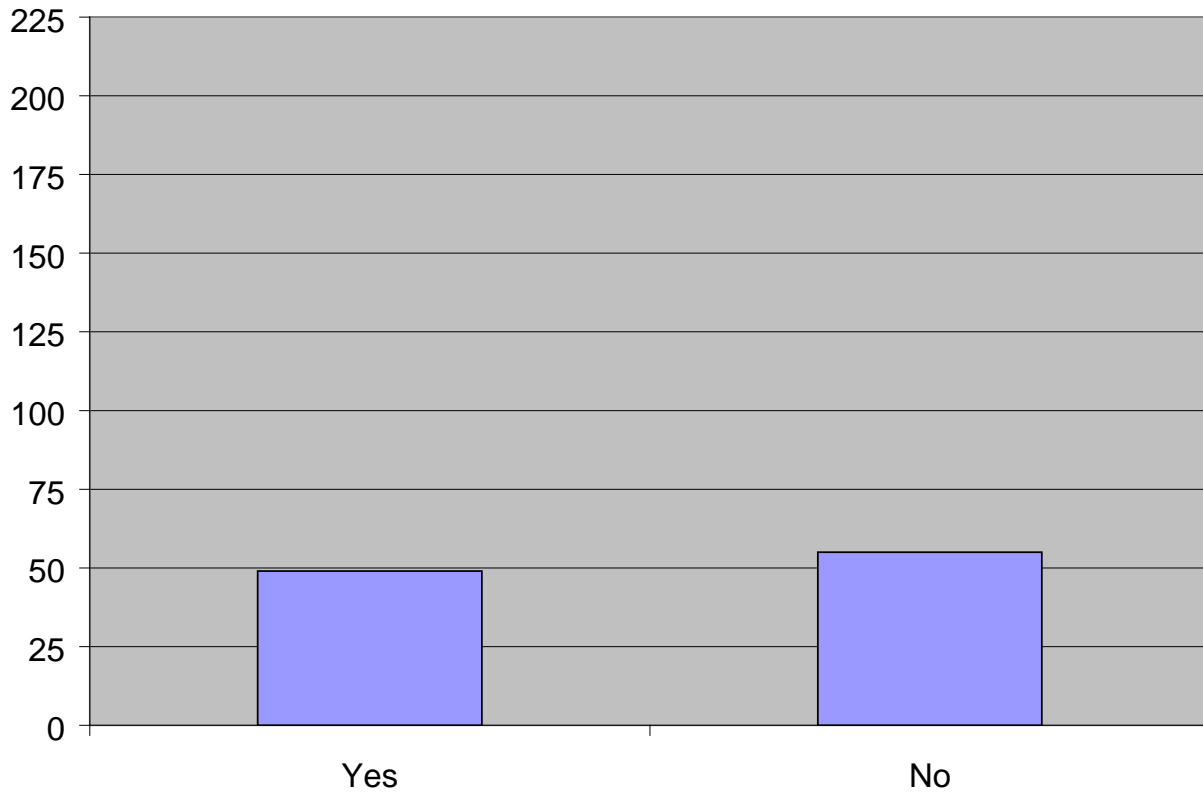


	Frequency	Percent
Semesterly	96	80%
Quarterly	4	3%
Yearly	17	14%
Other	3	3%

104 respondents did not answer question 48 as they indicated in a previous question (46) that they do not charge students a general technology fee. Due to a technical error, 1 respondent answered this question despite their negative response to question 46; this error was not noticed until after the data was tabulated and analyzed.

49. Is a portion of the general technology fee allocated to build, maintain, or support the residential computer network?

- Yes
- No
- Not sure

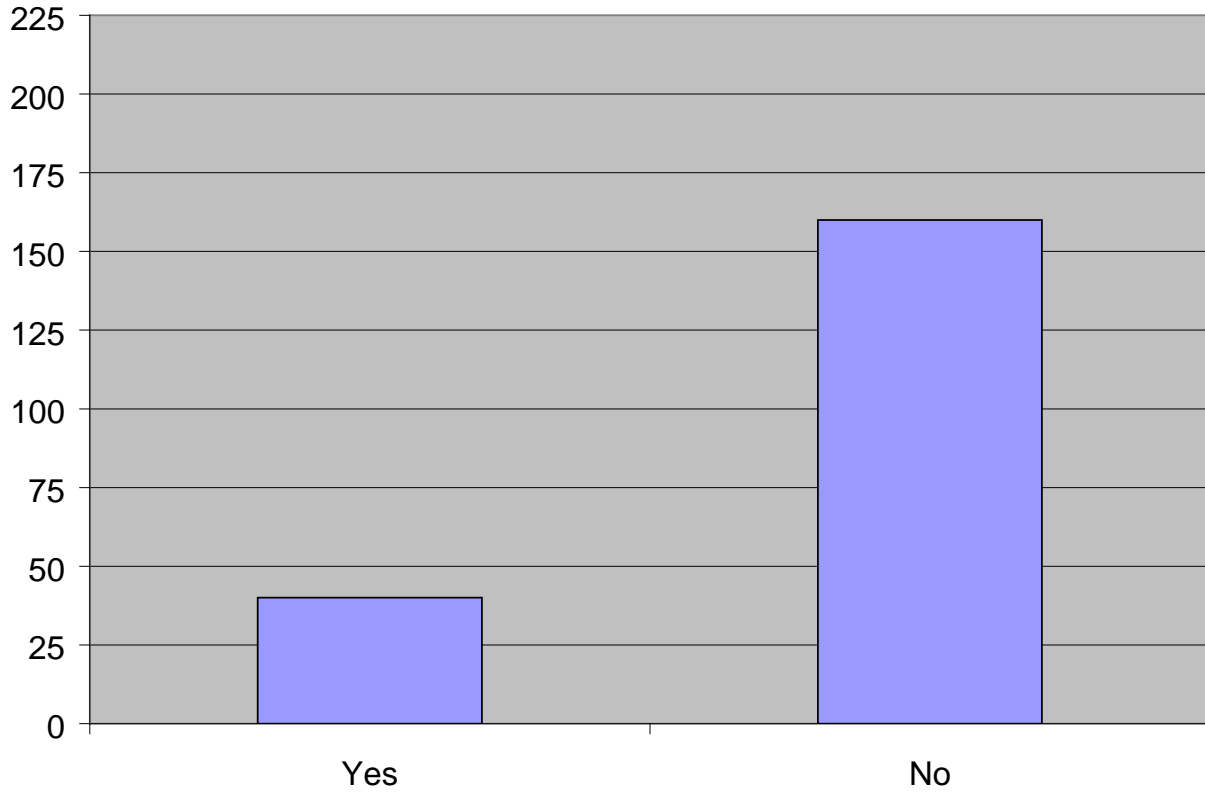


	Frequency	Percent
Yes	49	41%
No	55	46%
Not Sure	16	13%

104 respondents did not answer question 49 as they indicated in a previous question (46) that they do not charge students a general technology fee. Due to a technical error, 1 respondent answered this question despite their negative response to question 46; this error was not noticed until after the data was tabulated and analyzed.

50. Is a "housing technology fee", separate from that levied on all students, levied on all on-campus residents on your campus?

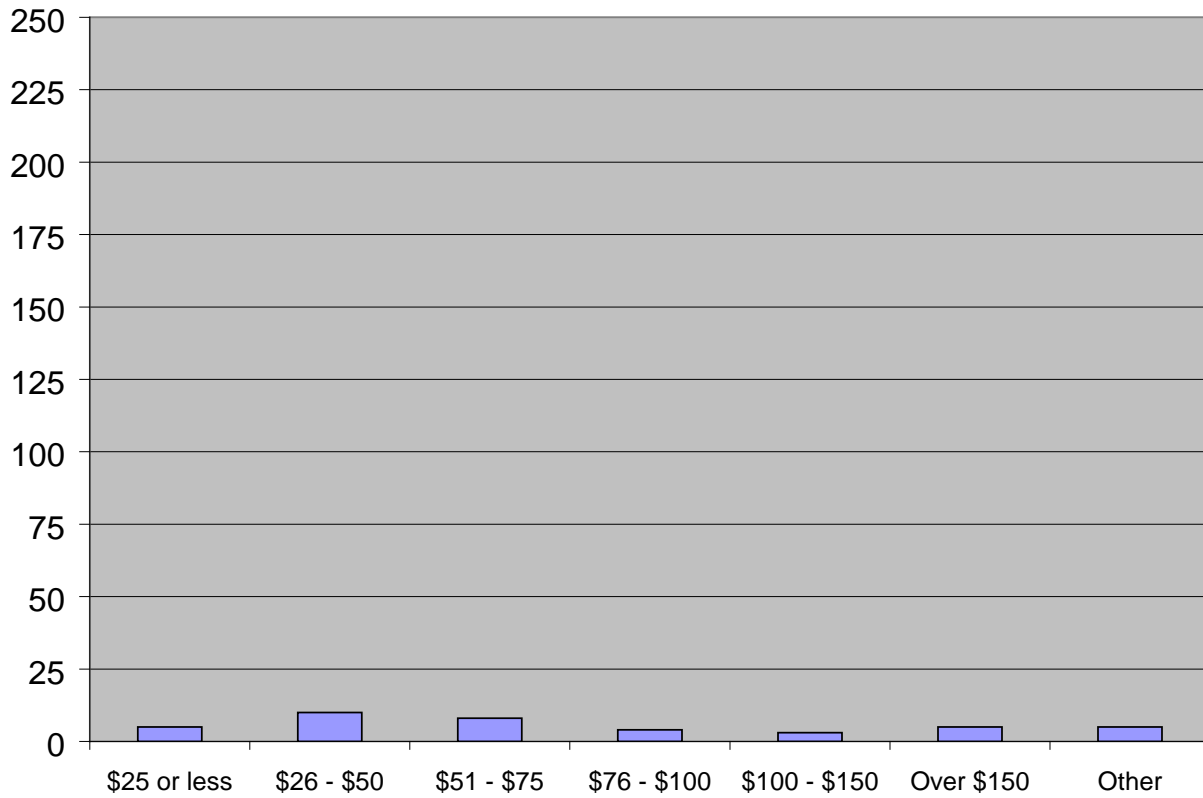
- Yes
- No
- Not sure



	Frequency	Percent
Yes	40	18%
No	160	71%
Not sure	24	11%

51. What is the average housing technology fee for each resident?

- \$25 or less
- \$26 - \$50
- \$51 - \$75
- \$76 - \$100
- \$100 - \$150
- more than \$150
- Other (please specify)

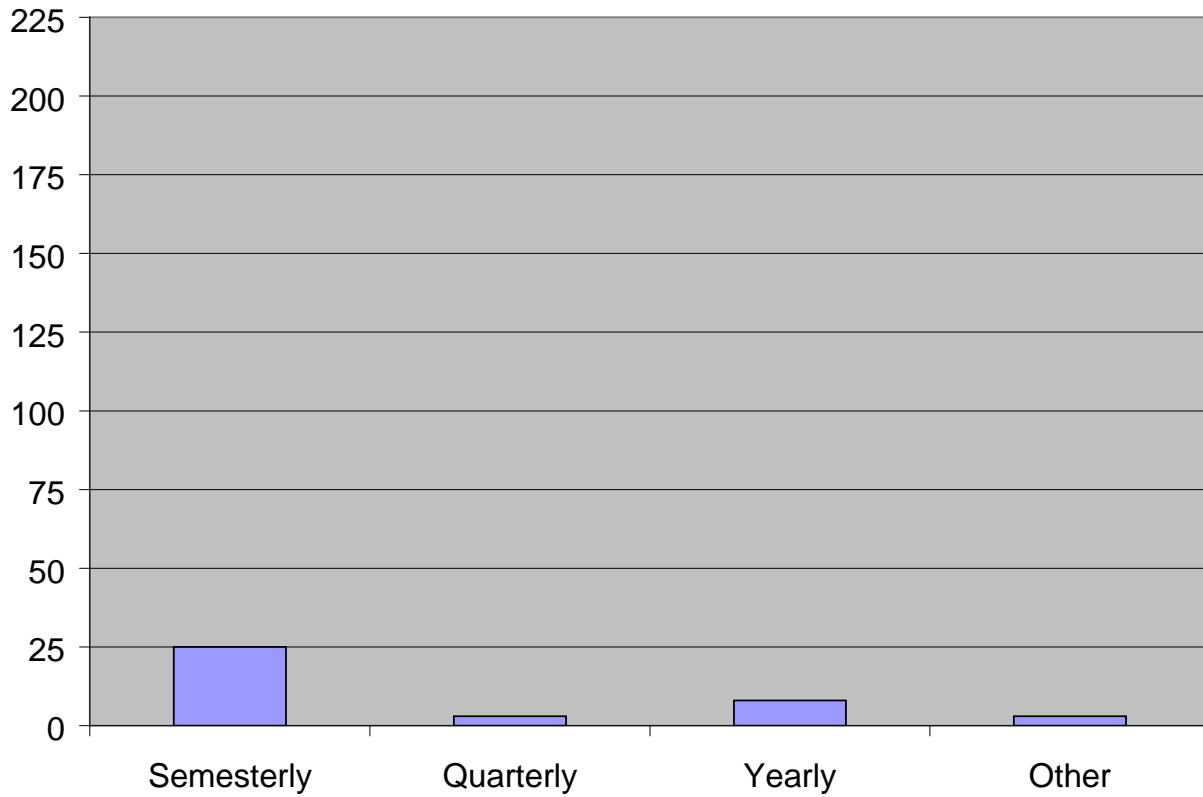


	Frequency	Percent
\$25 or less	5	12%
\$26 - \$50	10	24%
\$51 - \$75	8	20%
\$76 - \$100	4	10%
\$100 - \$150	3	7%
Over \$150	5	12%
Other	5	12%

184 respondents did not answer question 51 as they indicated in a previous question (50) that they do not charge students a housing technology fee.

52. Is this fee charged each semester, quarter, or year?

- Semester
- Quarter
- Year
- Other (please specify)

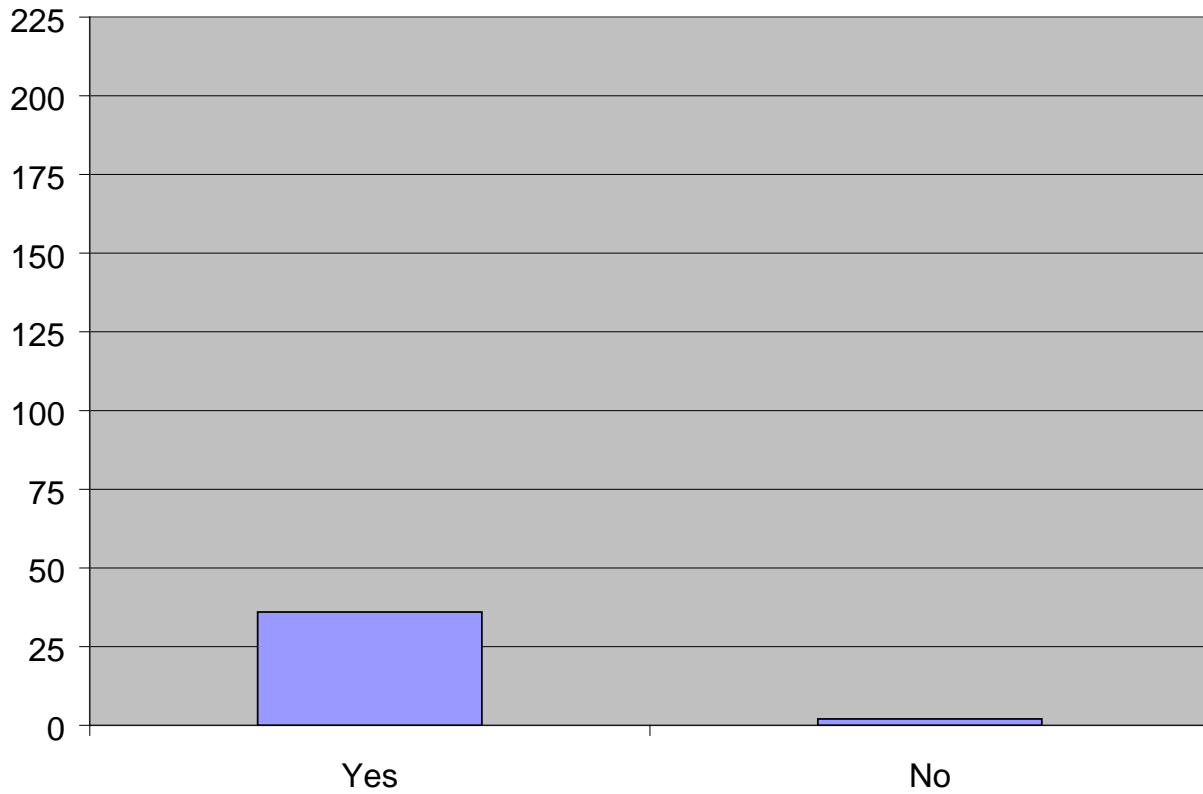


	Frequency	Percent
Semesterly	25	61%
Quarterly	3	7%
Yearly	8	20%
Other	3	7%
Don't Know	1	2%

184 respondents did not answer question 52 as they indicated in a previous question (50) that they do not charge students a housing technology fee.

53. Is a portion of the housing technology fee allocated to build, maintain, or support the residential computer network?

- Yes
- No
- Not sure

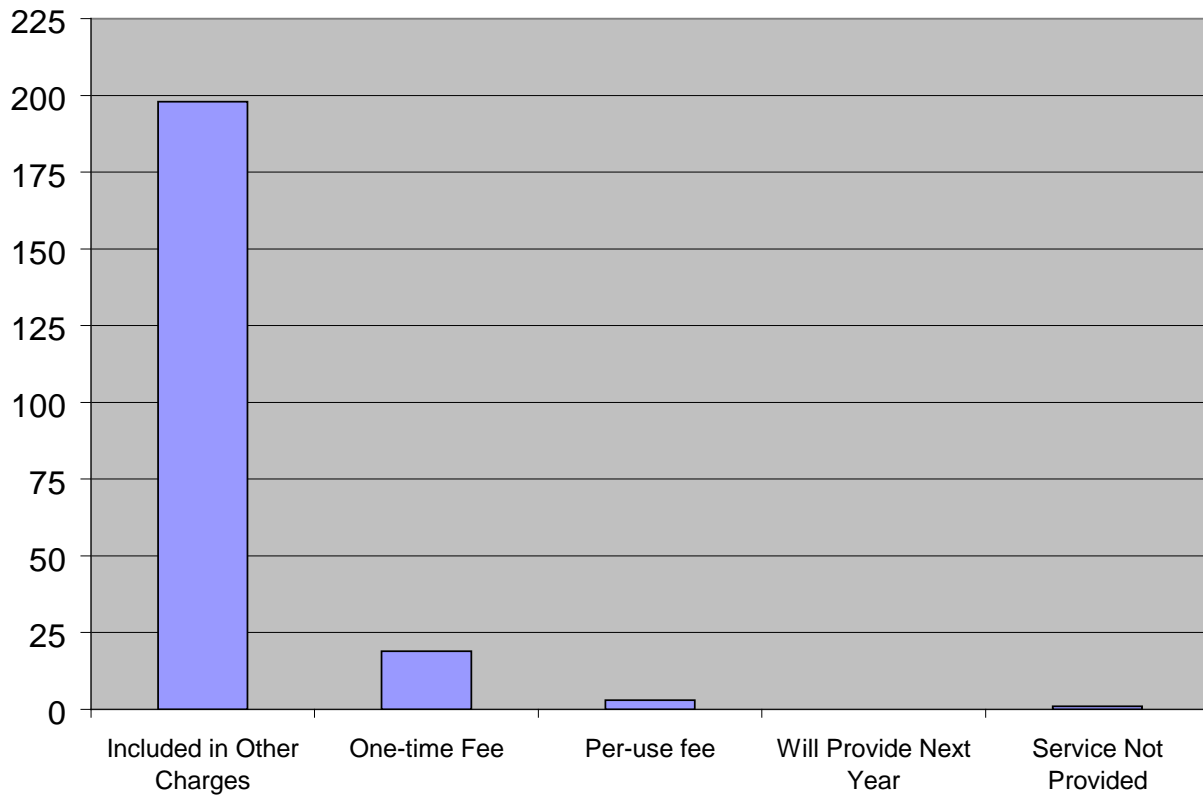


	Frequency	Percent
Yes	36	90%
No	2	5%
Not sure	1	3%
No answer	1	3%

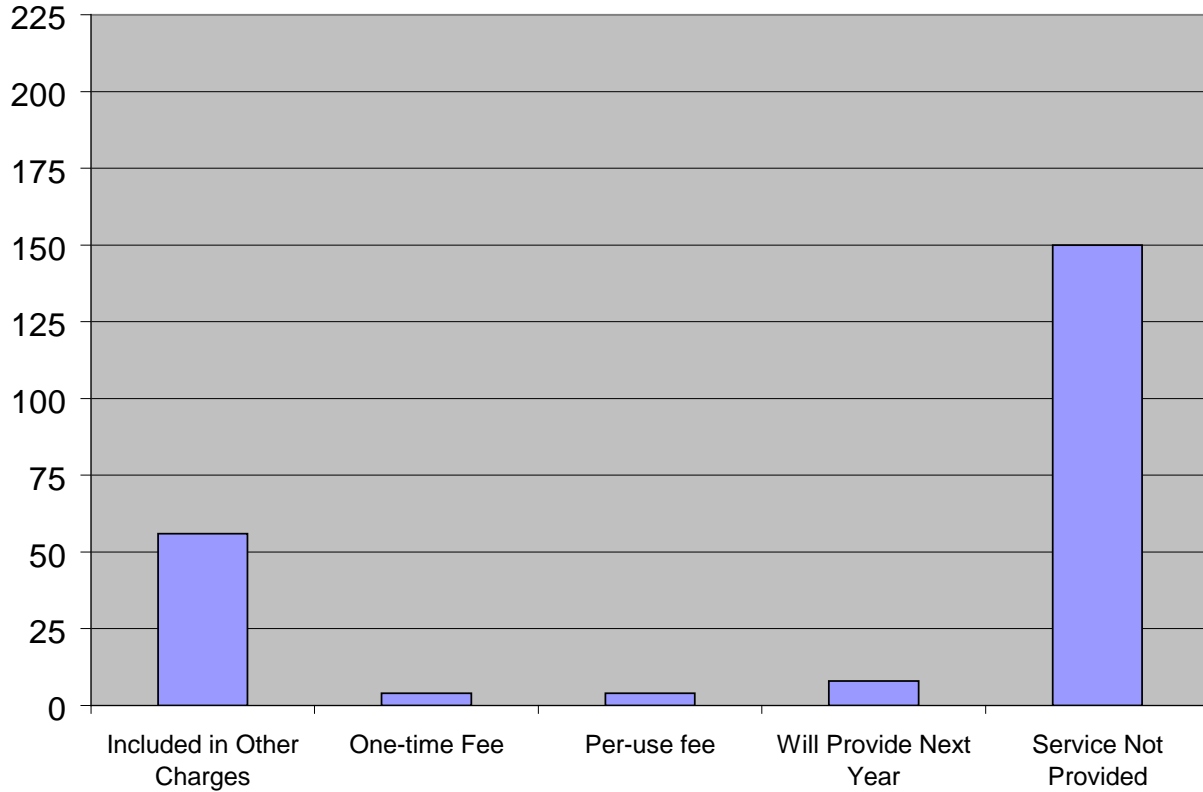
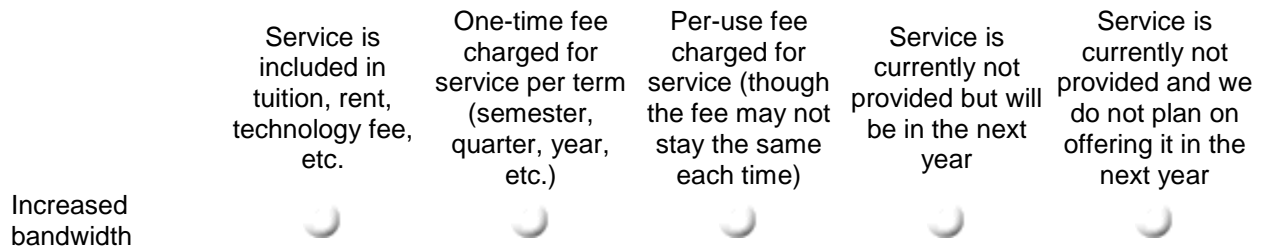
184 respondents did not answer question 53 as they indicated in a previous question (50) that they do not charge students a housing technology fee.

54. Are residents charged a fee for any of the following network or network-related services?

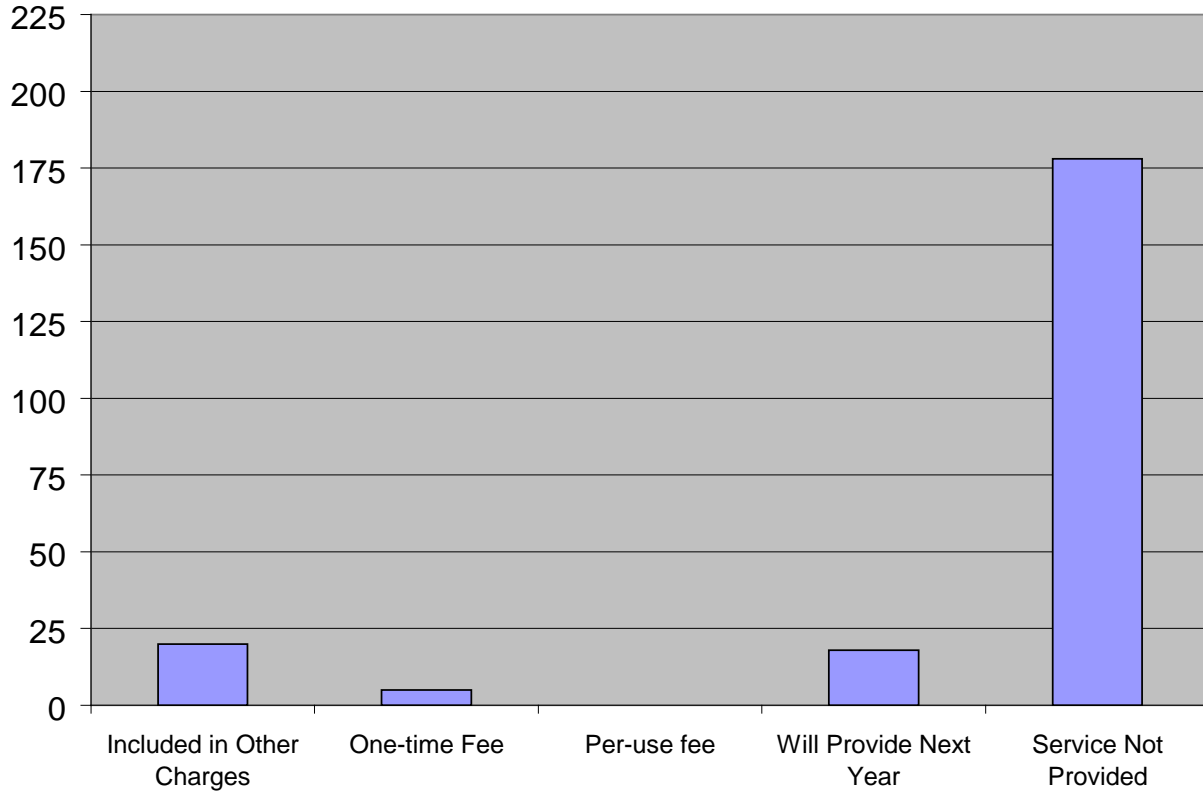
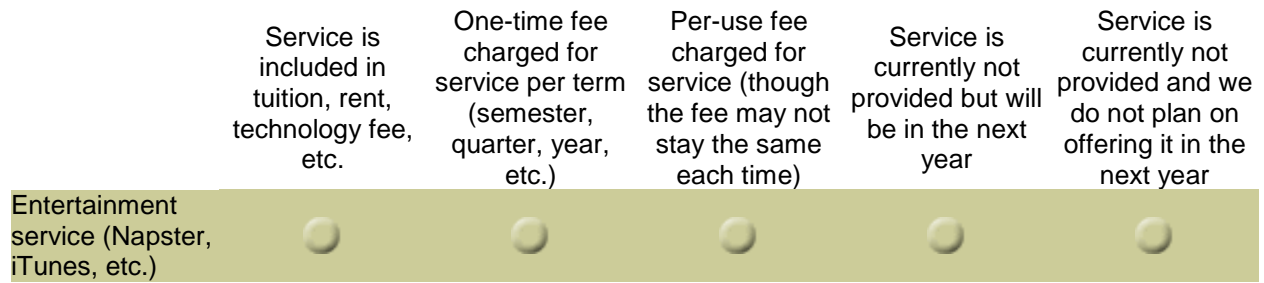
	Service is included in tuition, rent, technology fee, etc.	One-time fee charged for service per term (semester, quarter, year, etc.)	Per-use fee charged for service (though the fee may not stay the same each time)	Service is currently not provided but will be in the next year	Service is currently not provided and we do not plan on offering it in the next year
Data (Internet connectivity)	<input type="radio"/>	<input type="radio"/>	<input type="radio"/>	<input type="radio"/>	<input type="radio"/>



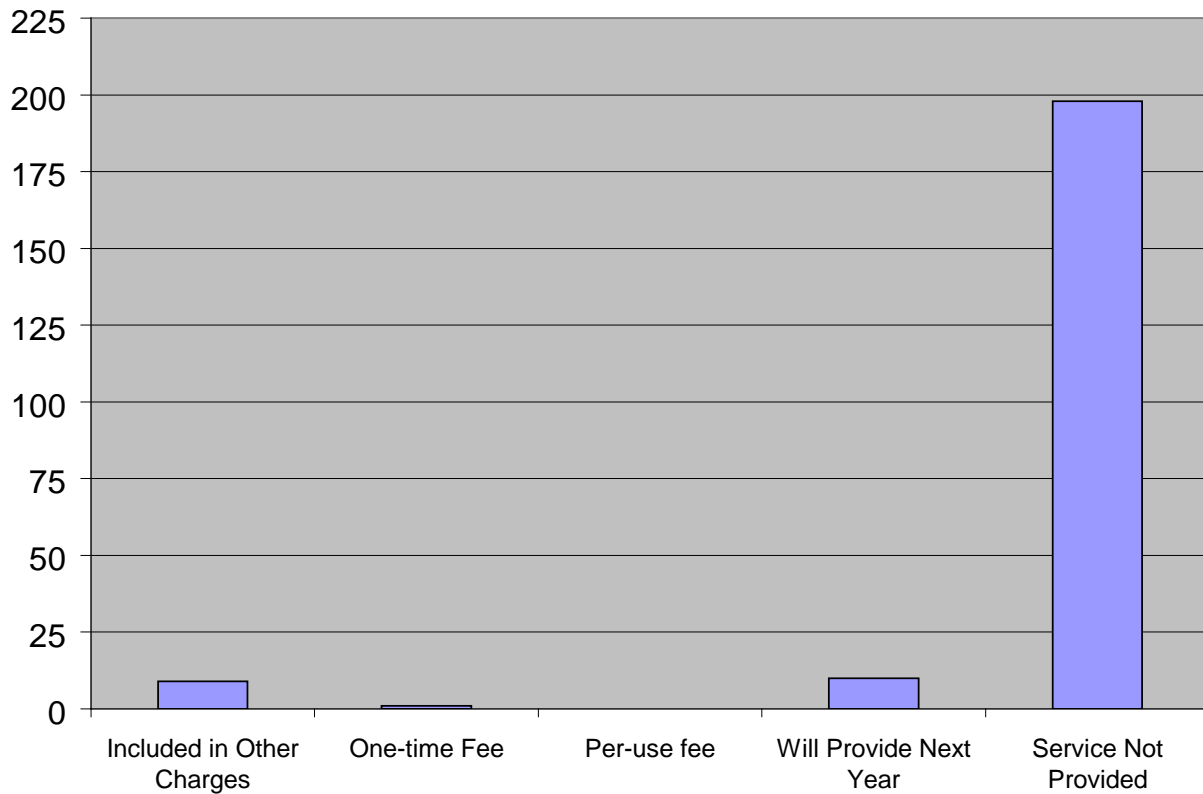
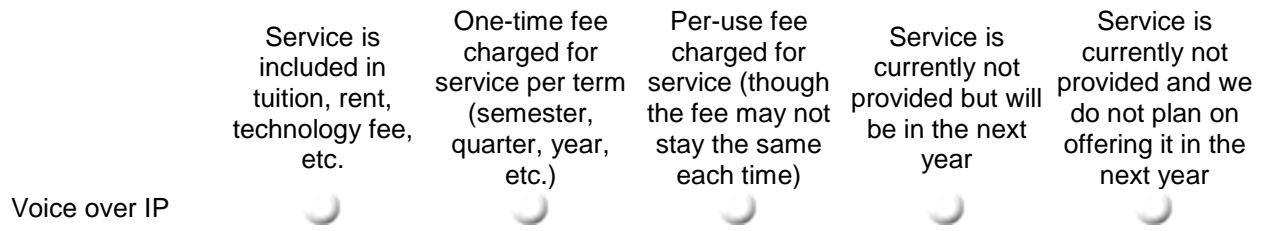
	Frequency	Percent
Included in Other Charges	198	88%
One-time Fee	19	8%
Per-use fee	3	1%
Will Provide Next Year	0	0%
Service Not Provided	1	< 1%
No answer	3	1%



	Frequency	Percent
Included in Other Charges	56	25%
One-time Fee	4	2%
Per-use fee	4	2%
Will Provide Next Year	8	4%
Service Not Provided	150	67%
No answer	2	1%

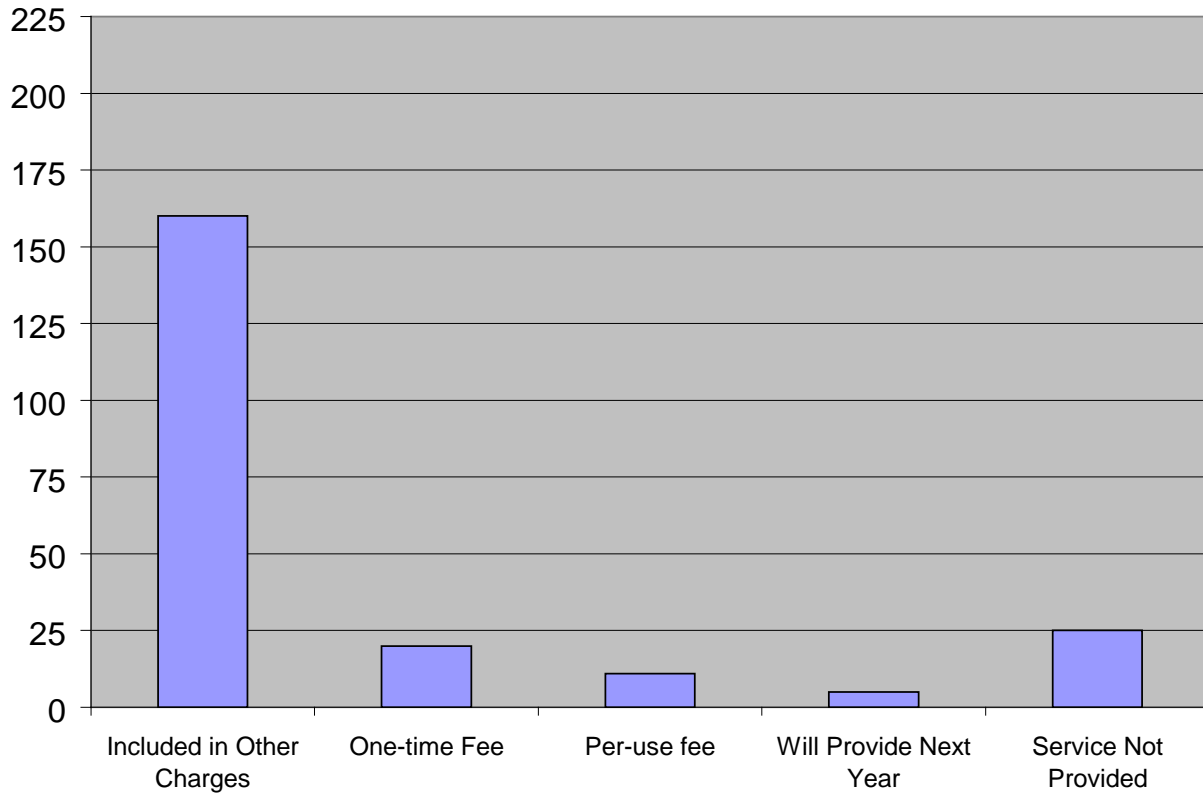


	Frequency	Percent
Included in Other Charges	20	9%
One-time Fee	5	2%
Per-use fee	0	0%
Will Provide Next Year	18	8%
Service Not Provided	178	79%
No answer	3	1%

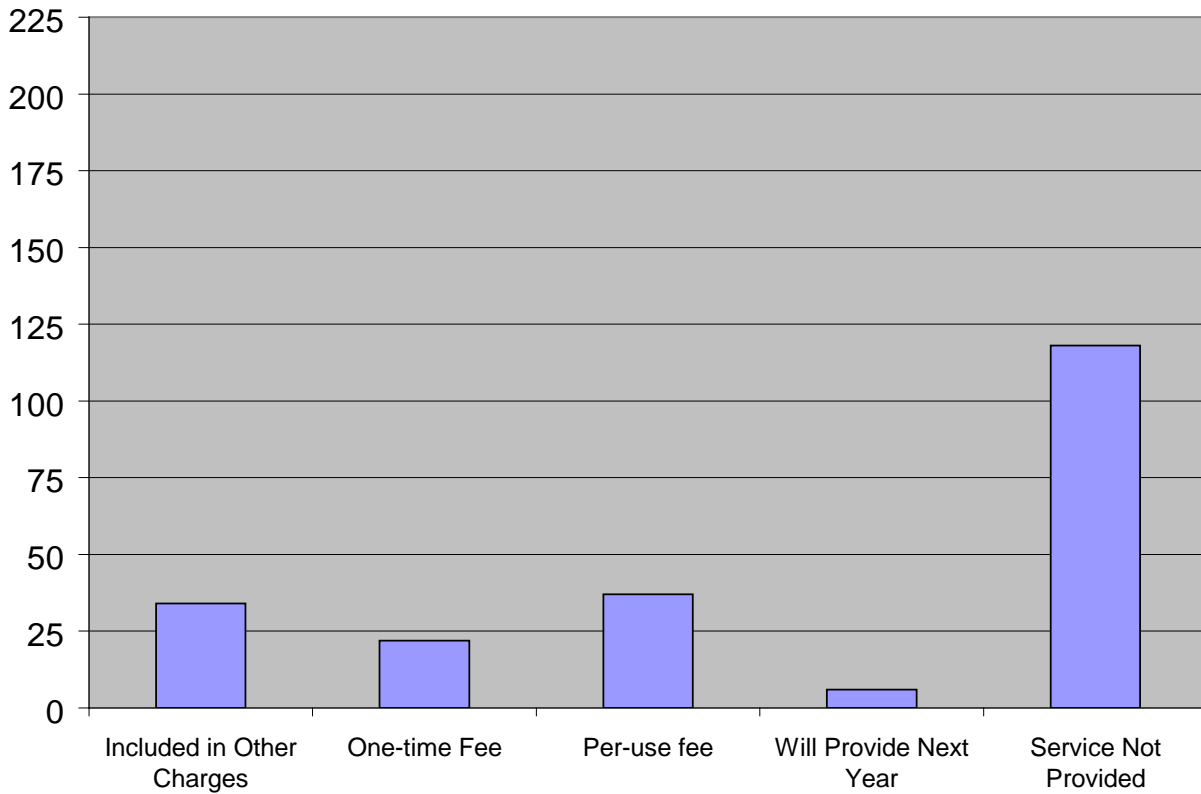
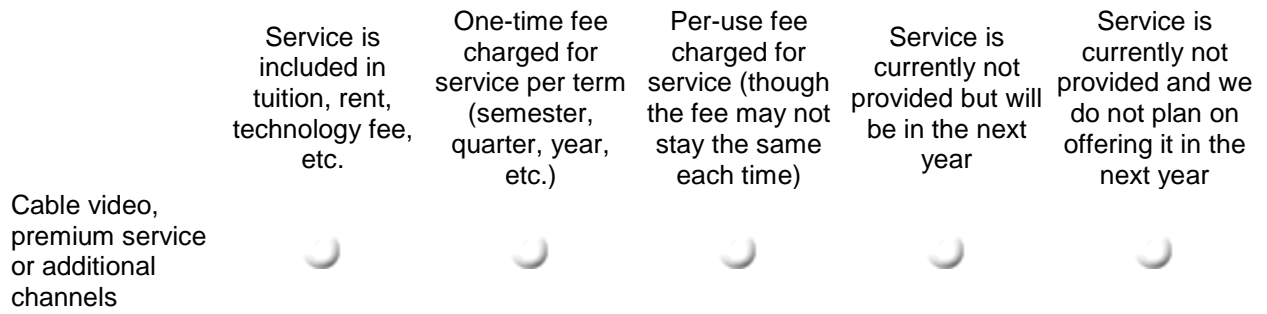


	Frequency	Percent
Included in Other Charges	9	4%
One-time Fee	1	< 1%
Per-use fee	0	0%
Will Provide Next Year	10	4%
Service Not Provided	198	88%
No answer	6	3%

	Service is included in tuition, rent, technology fee, etc.	One-time fee charged for service per term (semester, quarter, year, etc.)	Per-use fee charged for service (though the fee may not stay the same each time)	Service is currently not provided but will be in the next year	Service is currently not provided and we do not plan on offering it in the next year
Cable video, basic service	<input type="radio"/>	<input type="radio"/>	<input type="radio"/>	<input type="radio"/>	<input type="radio"/>

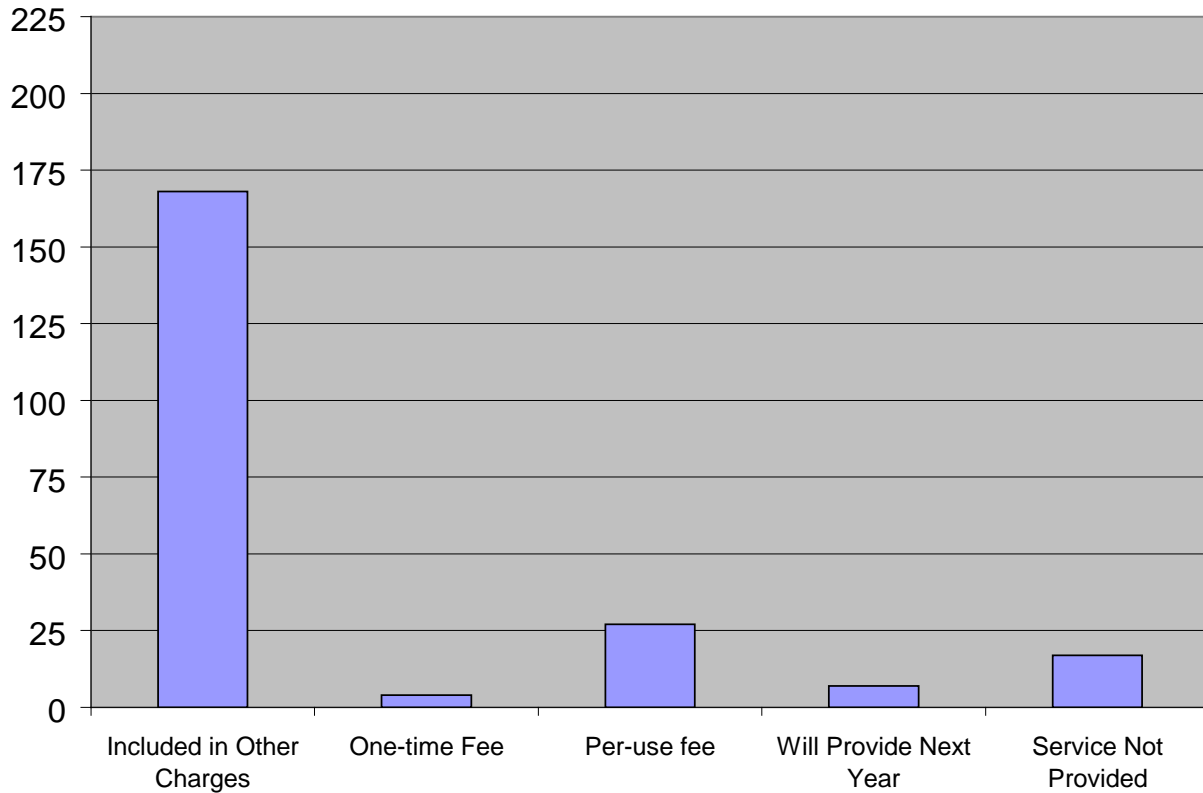


	Frequency	Percent
Included in Other Charges	160	71%
One-time Fee	20	9%
Per-use fee	11	5%
Will Provide Next Year	5	2%
Service Not Provided	25	11%
No answer	3	1%



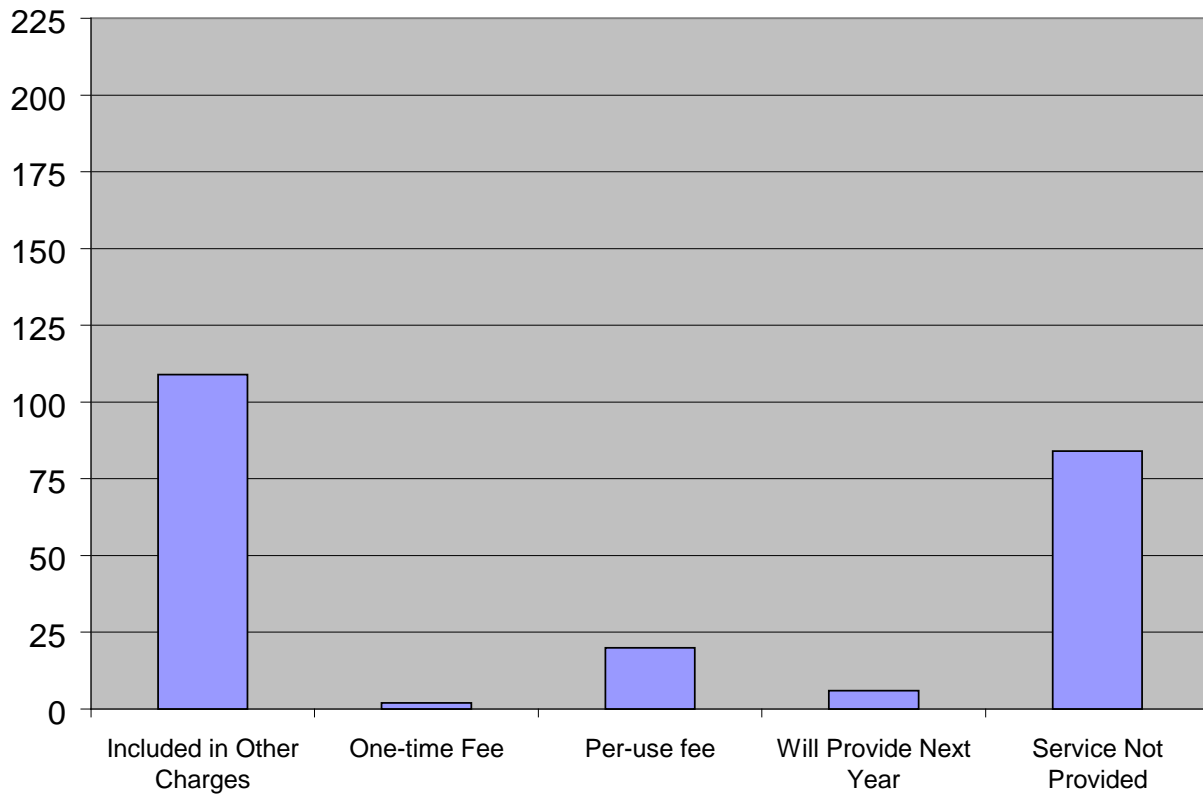
	Frequency	Percent
Included in Other Charges	34	15%
One-time Fee	22	10%
Per-use fee	37	17%
Will Provide Next Year	6	3%
Service Not Provided	118	53%
No answer	7	3%

	Service is included in tuition, rent, technology fee, etc.	One-time fee charged for service per term (semester, quarter, year, etc.)	Per-use fee charged for service (though the fee may not stay the same each time)	Service is currently not provided but will be in the next year	Service is currently not provided and we do not plan on offering it in the next year
Assistance of users of the residential computer network identifying and removing malicious software (viruses, adware, spyware, etc.)	<input type="radio"/>	<input type="radio"/>	<input type="radio"/>	<input type="radio"/>	<input type="radio"/>



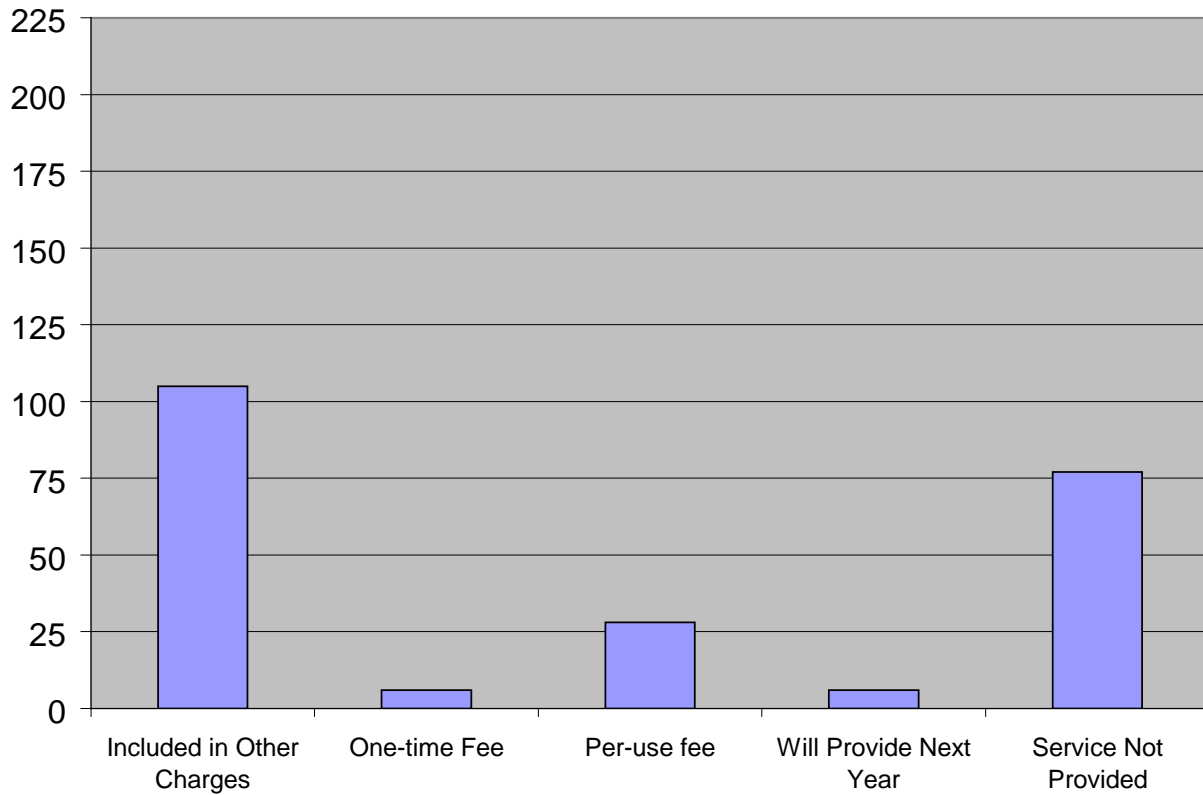
	Frequency	Percent
Included in Other Charges	168	75%
One-time Fee	4	2%
Per-use fee	27	12%
Will Provide Next Year	7	3%
Service Not Provided	17	8%
No answer	1	< 1%

	Service is included in tuition, rent, technology fee, etc.	One-time fee charged for service per term (semester, quarter, year, etc.)	Per-use fee charged for service (though the fee may not stay the same each time)	Service is currently not provided but will be in the next year	Service is currently not provided and we do not plan on offering it in the next year
Assistance of users of the residential computer network installing applications	<input type="radio"/>	<input type="radio"/>	<input type="radio"/>	<input type="radio"/>	<input type="radio"/>



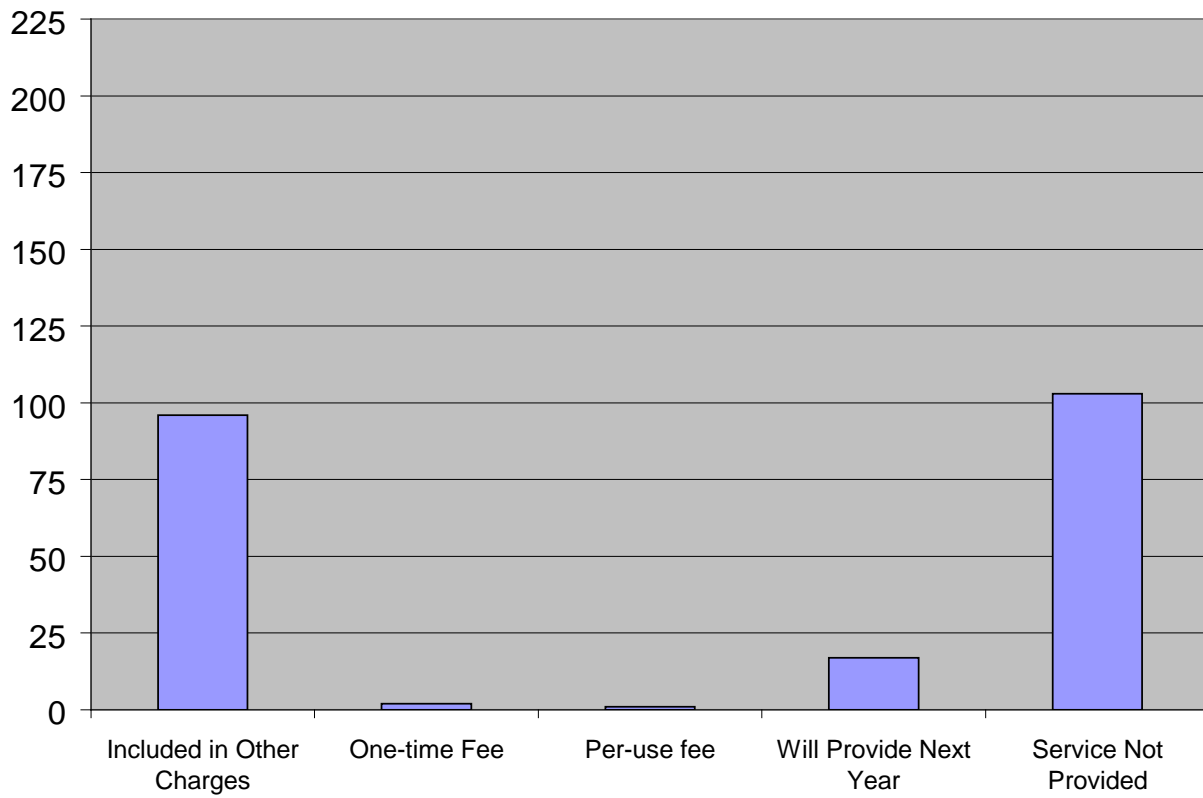
	Frequency	Percent
Included in Other Charges	109	49%
One-time Fee	2	1%
Per-use fee	20	9%
Will Provide Next Year	6	3%
Service Not Provided	84	38%
No answer	3	1%

	Service is included in tuition, rent, technology fee, etc.	One-time fee charged for service per term (semester, quarter, year, etc.)	Per-use fee charged for service (though the fee may not stay the same each time)	Service is currently not provided but will be in the next year	Service is currently not provided and we do not plan on offering it in the next year
Assistance of users of the residential computer network (re)installing operating systems	<input type="radio"/>	<input type="radio"/>	<input type="radio"/>	<input type="radio"/>	<input type="radio"/>



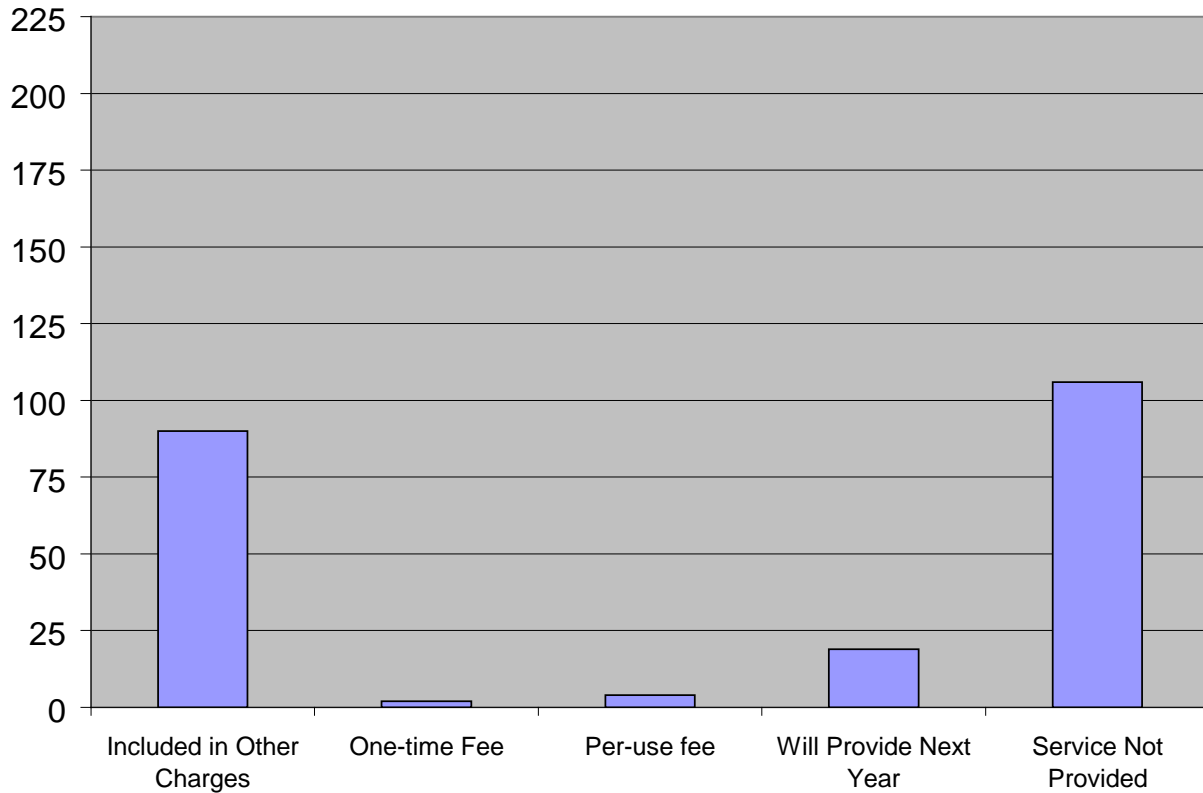
	Frequency	Percent
Included in Other Charges	105	47%
One-time Fee	6	3%
Per-use fee	28	13%
Will Provide Next Year	6	3%
Service Not Provided	77	34%
No answer	2	1%

	Service is included in tuition, rent, technology fee, etc.	One-time fee charged for service per term (semester, quarter, year, etc.)	Per-use fee charged for service (though the fee may not stay the same each time)	Service is currently not provided but will be in the next year	Service is currently not provided and we do not plan on offering it in the next year
Workshops for users of the residential computer network on basic computer use	☐	☐	☐	☐	☐



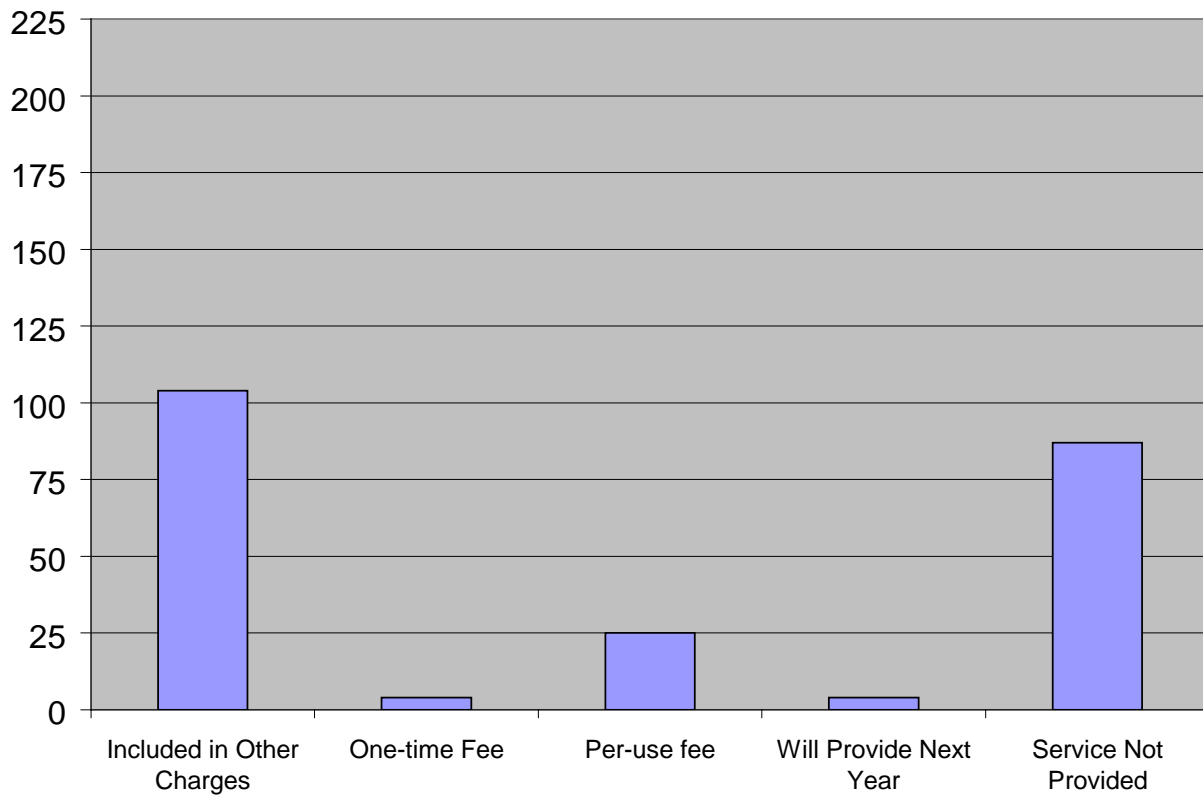
	Frequency	Percent
Included in Other Charges	96	43%
One-time Fee	2	1%
Per-use fee	1	< 1%
Will Provide Next Year	17	8%
Service Not Provided	103	46%
No answer	5	2%

	Service is included in tuition, rent, technology fee, etc.	One-time fee charged for service per term (semester, quarter, year, etc.)	Per-use fee charged for service (though the fee may not stay the same each time)	Service is currently not provided but will be in the next year	Service is currently not provided and we do not plan on offering it in the next year
Workshops for users of the residential computer network on specific applications (OS, anti-virus software, Office suite, etc.)	<input type="radio"/>	<input type="radio"/>	<input type="radio"/>	<input type="radio"/>	<input type="radio"/>



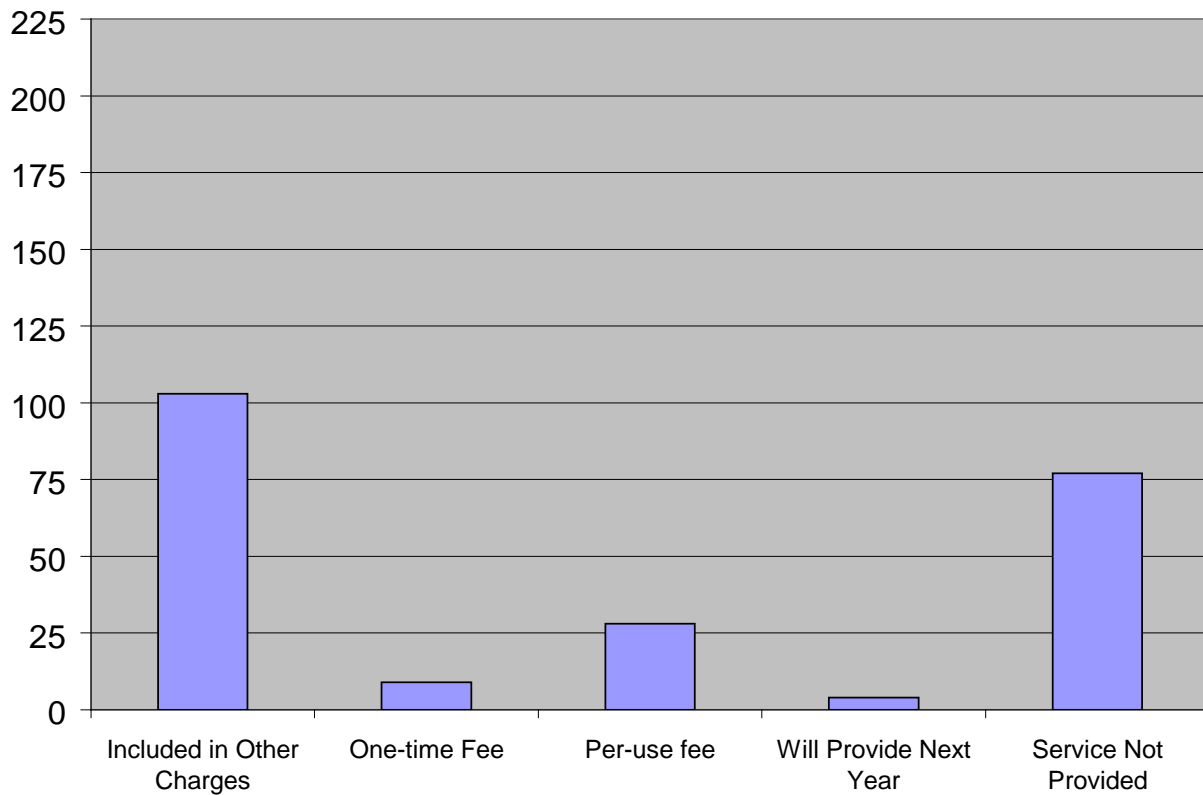
	Frequency	Percent
Included in Other Charges	90	40%
One-time Fee	2	1%
Per-use fee	4	2%
Will Provide Next Year	19	8%
Service Not Provided	106	47%
No answer	3	1%

	Service is included in tuition, rent, technology fee, etc.	One-time fee charged for service per term (semester, quarter, year, etc.)	Per-use fee charged for service (though the fee may not stay the same each time)	Service is currently not provided but will be in the next year	Service is currently not provided and we do not plan on offering it in the next year
Hardware failure diagnosis and assistance for users of the residential computer network	☐	☐	☐	☐	☐



	Frequency	Percent
Included in Other Charges	104	46%
One-time Fee	4	2%
Per-use fee	25	11%
Will Provide Next Year	4	2%
Service Not Provided	87	39%
No answer	0	0%

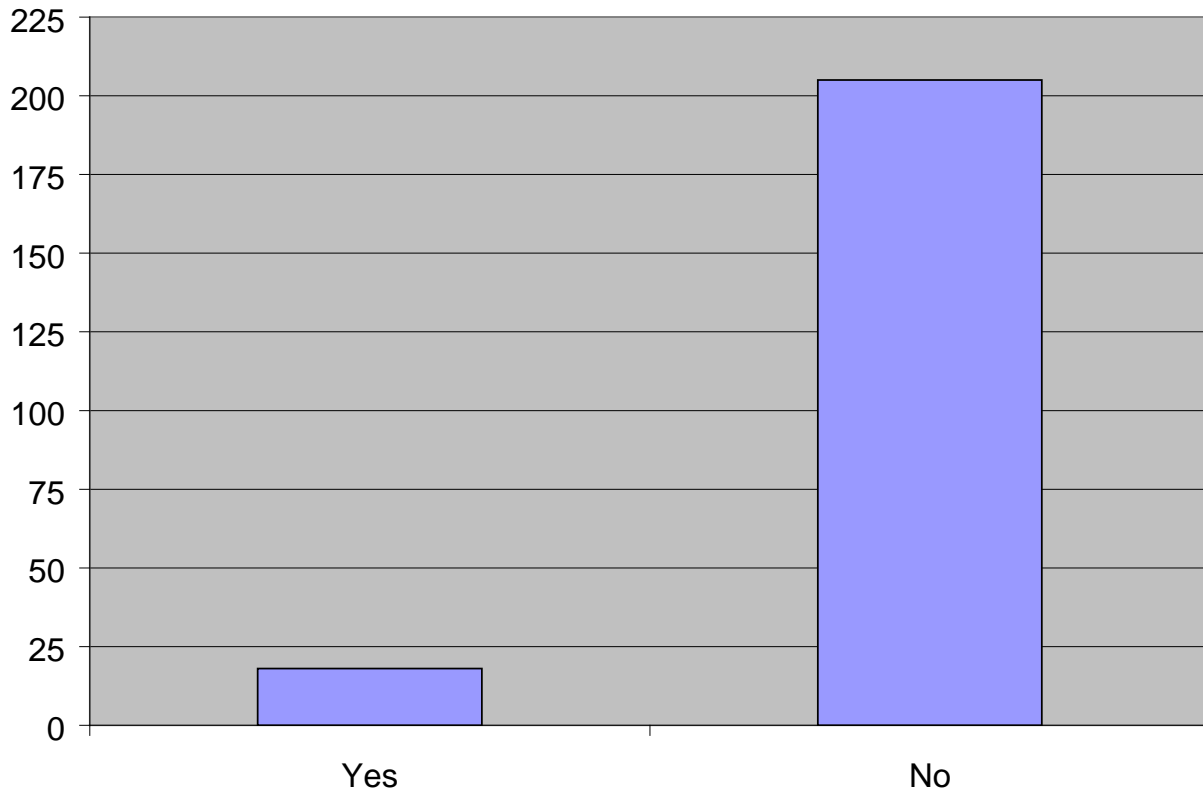
	Service is included in tuition, rent, technology fee, etc.	One-time fee charged for service per term (semester, quarter, year, etc.)	Per-use fee charged for service (though the fee may not stay the same each time)	Service is currently not provided but will be in the next year	Service is currently not provided and we do not plan on offering it in the next year
Installation of network interface devices (i.e. NICs) for users of the residential computer network	<input type="radio"/>	<input type="radio"/>	<input type="radio"/>	<input type="radio"/>	<input type="radio"/>



	Frequency	Percent
Included in Other Charges	103	46%
One-time Fee	9	4%
Per-use fee	28	13%
Will Provide Next Year	4	2%
Service Not Provided	77	34%
No answer	3	1%

55. Are residents charged a fee after being disconnected for violating the Acceptable Usage Policy (AUP), having system vulnerabilities, or any similar reason(s)?

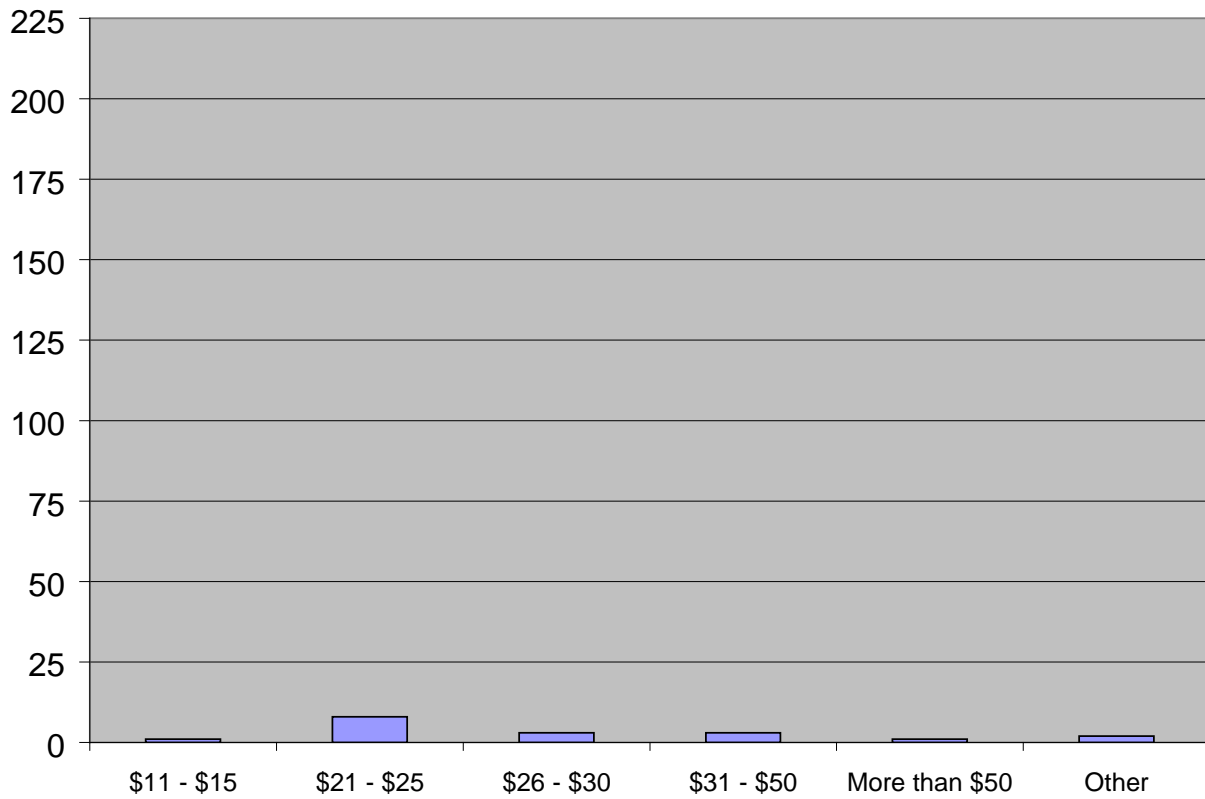
- Yes
- No
- Not sure



	Frequency	Percent
Yes	18	8%
No	205	92%
Not Sure	1	< 1%

56. How much is the fee?

- \$1 - \$5
- \$6 - \$10
- \$11 - \$15
- \$16 - \$20
- \$21 - \$25
- \$26 - \$30
- \$31 - \$50
- more than \$50
- Other (please specify)

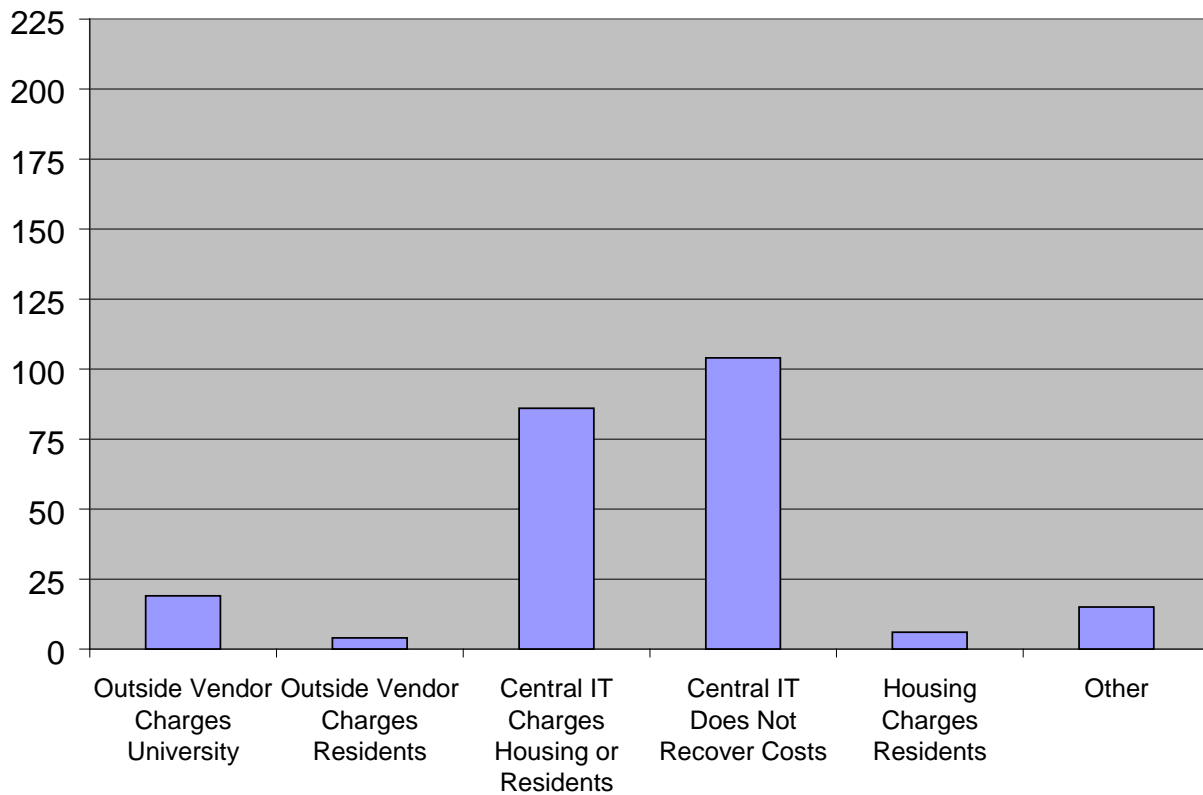


	Frequency	Percent
\$1 - \$5	0	0%
\$6 - \$10	0	0%
\$11 - \$15	1	6%
\$16 - \$20	0	0%
\$21 - \$25	8	44%
\$26 - \$30	3	17%
\$31 - \$50	3	17%
More than \$50	1	6%
Other	2	11%

206 respondents did not answer question 56 as they indicated in a previous question (55) that they do not charge residents a reconnection fee.

57. Who pays for the bandwidth available to the residential computer network and are the costs recovered? (Check all that apply)

- An outside vendor supplies the bandwidth and recovers some or all of the cost through a charge to the university
- An outside vendor supplies the bandwidth and recovers some or all of the cost through resident fees
- Central IT pays for it and recovers some or all of the cost through fees to residents or interdepartmental charges to Housing
- Central IT pays for it and does not recover the cost
- The Housing department pays a non-university ISP and recovers some or all of the cost through rent or other fees
- Other (please specify)



	Count	Proportion
Outside Vendor Charges University	19	9%
Outside Vendor Charges Residents	4	2%
Central IT Charges Housing or Residents	86	39%
Central IT Does Not Recover Costs	104	47%
Housing Charges Residents	6	3%
Other	15	7%

4 respondents did not answer Question 57.